

TEST REPORT

Application No.: SHEM2204002769MD
Applicant: ANHUI HONYI INTERNATIONAL CORP.
Address of Applicant: B-2106 BUSINESS BLDG, WOYE GARDEN GANQUAN Road, SHUSHAN DISTRICT HEFEI, ANHUI, 230088, CN
Manufacturer: Wenzhou dingchi automatic packaging equipment Co., Ltd
Address of Manufacturer: No. 706, Yanyun Road, oujiangkou industrial cluster, Wenzhou, Zhejiang
Factory: ANHUI HONYI INTERNATIONAL CORP.
Address of Factory: B-2106 BUSINESS BLDG, WOYE GARDEN GANQUAN Road, SHUSHAN DISTRICT HEFEI, ANHUI, 230088, CN
Equipment Under Test (EUT):
EUT Name: Cannular Full Auto-Single Lane
Model No.: KL25164, KL24457 ♣
Standard(s) : EN IEC 61000-6-4:2019
 EN IEC 61000-6-2:2019
Date of Receipt: 2022-07-02
Date of Test: 2022-07-03 to 2022-07-21
Date of Issue: 2022-07-22

Test Result:	Pass*
---------------------	--------------

* In the configuration tested, the EUT complied with the standards specified above.

Parlam Zhan

Parlam Zhan
Laboratory Manager



Unless otherwise agreed in writing, this document is issued by the Company subject to its General Conditions of Service printed overleaf, available on request or accessible at <https://www.sgs.com/en/Terms-and-Conditions>. Attention is drawn to the limitation of liability, indemnification and jurisdiction issues defined therein. Any holder of this document is advised that information contained hereon reflects the Company's findings at the time of its intervention only and within the limits of Client's instructions, if any. The Company's sole responsibility is to its Client and this document does not exonerate parties to a transaction from exercising all their rights and obligations under the transaction documents. This document cannot be reproduced except in full, without prior written approval of the Company. Any unauthorized alteration, forgery or falsification of the content or appearance of this document is unlawful and offenders may be prosecuted to the fullest extent of the law. Unless otherwise stated the results shown in this test report refer only to the sample(s) tested and such sample(s) are retained for 30 days only.

Attention: To check the authenticity of testing / inspection report & certificate, please contact us at telephone: (86-755) 8307 1443, or email: CN.Doccheck@sgs.com

Revision Record			
Version	Description	Date	Remark
00	Original	2022-07-22	/

Authorized for issue by:			
		<i>Andy Yang</i>	
		Andy Yang/Project Engineer	
		<i>Bruce Tang</i>	
		Bruce Tang/Reviewer	



Unless otherwise agreed in writing, this document is issued by the Company subject to its General Conditions of Service printed overleaf, available on request or accessible at <https://www.sgs.com/en/Terms-and-Conditions>. Attention is drawn to the limitation of liability, indemnification and jurisdiction issues defined therein. Any holder of this document is advised that information contained hereon reflects the Company's findings at the time of its intervention only and within the limits of Client's instructions, if any. The Company's sole responsibility is to its Client and this document does not exonerate parties to a transaction from exercising all their rights and obligations under the transaction documents. This document cannot be reproduced except in full, without prior written approval of the Company. Any unauthorized alteration, forgery or falsification of the content or appearance of this document is unlawful and offenders may be prosecuted to the fullest extent of the law. Unless otherwise stated the results shown in this test report refer only to the sample(s) tested and such sample(s) are retained for 30 days only.

Attention: To check the authenticity of testing /inspection report & certificate, please contact us at telephone: (86-755) 8307 1443, or email: CN.Doccheck@sgs.com

2 Test Summary

Emission Part				
Item	Standard	Method	Requirement	Result
Conducted Emissions at AC Mains Power Port (150kHz-30MHz)	EN IEC 61000-6-4:2019	CISPR 16-2-1	Table 4	Pass
Radiated Emissions (30MHz-1GHz)		CISPR 16-2-3	Table 3	Pass

Immunity Part				
Item	Standard	Method	Requirement	Result
Electrostatic Discharge	EN IEC 61000-6-2:2019	EN 61000-4-2:2009	±4kV Contact Discharge, ±8kV Air Discharge	Pass
Radiated Immunity (80MHz-6GHz)		EN IEC 61000-4-3:2020	80MHz to 1GHz 10V/m, 80%, 1kHz Amp. Mod. 1,4 to 6GHz 3V/m, 80%, 1kHz Amp. Mod.	Pass
Electrical Fast Transients Burst at AC Mains Power Port		EN 61000-4-4:2012	2kV 5/50ns Tr/Td 5kHz 100kHz Repetition Frequency	Pass
Surge at AC Mains Power Port		EN 61000-4-5:2014+A1:2017	1.2/50µs Tr/Td 1kV Line to Line 2kV Line to Ground	Pass
Voltage Dips and Interruptions		EN IEC 61000-4-11:2020	0 % UT for 1cycle 40 % UT for 10cycle 70 % UT for 25cycles 0 % UT for 250cycles UT is Supply Voltage	Pass
Conducted Immunity at AC Mains Power Port (150kHz-80MHz)		EN 61000-4-6:2014	10Vrms (emf), 80%, 1kHz Amp. Mod.	Pass

Note: There are series models mentioned in this report, and they are the similar in electrical and electronic characters. Only the model KL25164 was tested since their differences were the model number, trade name and appearance.



Unless otherwise agreed in writing, this document is issued by the Company subject to its General Conditions of Service printed overleaf, available on request or accessible at <https://www.sgs.com/en/Terms-and-Conditions>. Attention is drawn to the limitation of liability, indemnification and jurisdiction issues defined therein. Any holder of this document is advised that information contained hereon reflects the Company's findings at the time of its intervention only and within the limits of Client's instructions, if any. The Company's sole responsibility is to its Client and this document does not exonerate parties to a transaction from exercising all their rights and obligations under the transaction documents. This document cannot be reproduced except in full, without prior written approval of the Company. Any unauthorized alteration, forgery or falsification of the content or appearance of this document is unlawful and offenders may be prosecuted to the fullest extent of the law. Unless otherwise stated the results shown in this test report refer only to the sample(s) tested and such sample(s) are retained for 30 days only.

Attention: To check the authenticity of testing /inspection report & certificate, please contact us at telephone: (86-755) 8307 1443, or email: CN.Doccheck@sgs.com

3 Contents

	Page
1 COVER PAGE	1
2 TEST SUMMARY	3
3 CONTENTS	4
4 GENERAL INFORMATION	6
4.1 DETAILS OF E.U.T.	6
4.2 DESCRIPTION OF SUPPORT UNITS	6
4.3 MEASUREMENT UNCERTAINTY & DECISION RULE	6
4.4 TEST LOCATION	7
4.5 TEST FACILITY	7
4.6 DEVIATION FROM STANDARDS	7
4.7 ABNORMALITIES FROM STANDARD CONDITIONS	7
4.8 EMS MONITOR	7
5 EQUIPMENT LIST	8
6 EMISSION TEST RESULTS	12
6.1 CONDUCTED EMISSIONS AT AC MAINS POWER PORT (150kHz-30MHz)	12
6.1.1 E.U.T. Operation	12
6.1.2 Test Mode Description	12
6.1.3 Test Setup Diagram	12
6.1.4 Measurement Procedure and Data	13
6.2 RADIATED EMISSIONS (30MHz-1GHz)	18
6.2.1 E.U.T. Operation	18
6.2.2 Test Mode Description	18
6.2.3 Test Setup Diagram	18
6.2.4 Measurement Procedure and Data	19
7 IMMUNITY TEST RESULTS	22
7.1 ELECTROSTATIC DISCHARGE	23
7.1.1 Test Setup Diagram	23
7.1.2 E.U.T. Operation	23
7.1.3 Test Mode Description	23
7.1.4 Test Condition and Results:	23
7.2 RADIATED IMMUNITY (80MHz-6GHz)	25
7.2.1 Test Setup Diagram	25
7.2.2 E.U.T. Operation	25
7.2.3 Test Mode Description	25
7.2.4 Test Condition and Results:	25
7.3 ELECTRICAL FAST TRANSIENTS BURST AT AC MAINS POWER PORT	27
7.3.1 Test Setup Diagram	27
7.3.2 E.U.T. Operation	27
7.3.3 Test Mode Description	27
7.3.4 Test Condition and Results:	27



Unless otherwise agreed in writing, this document is issued by the Company subject to its General Conditions of Service printed overleaf, available on request or accessible at <https://www.sgs.com/en/Terms-and-Conditions>. Attention is drawn to the limitation of liability, indemnification and jurisdiction issues defined therein. Any holder of this document is advised that information contained hereon reflects the Company's findings at the time of its intervention only and within the limits of Client's instructions, if any. The Company's sole responsibility is to its Client and this document does not exonerate parties to a transaction from exercising all their rights and obligations under the transaction documents. This document cannot be reproduced except in full, without prior written approval of the Company. Any unauthorized alteration, forgery or falsification of the content or appearance of this document is unlawful and offenders may be prosecuted to the fullest extent of the law. Unless otherwise stated the results shown in this test report refer only to the sample(s) tested and such sample(s) are retained for 30 days only.

Attention: To check the authenticity of testing /inspection report & certificate, please contact us at telephone: (86-755) 8307 1443, or email: CN.Doccheck@sgs.com

7.4	SURGE AT AC MAINS POWER PORT	28
7.4.1	Test Setup Diagram	28
7.4.2	E.U.T. Operation	28
7.4.3	Test Mode Description	28
7.4.4	Test Condition and Results:	28
7.5	VOLTAGE DIPS AND INTERRUPTIONS.....	30
7.5.1	Test Setup Diagram	30
7.5.2	E.U.T. Operation	30
7.5.3	Test Mode Description	30
7.5.4	Test Condition and Results:	30
7.6	CONDUCTED IMMUNITY AT AC MAINS POWER PORT (150KHz-80MHz)	32
7.6.1	Test Setup Diagram	32
7.6.2	E.U.T. Operation	32
7.6.3	Test Mode Description	32
7.6.4	Test Condition and Results:	32
8	TEST SETUP PHOTO.....	33
9	EUT CONSTRUCTIONAL DETAILS (EUT PHOTOS)	38



Unless otherwise agreed in writing, this document is issued by the Company subject to its General Conditions of Service printed overleaf, available on request or accessible at <https://www.sgs.com/en/Terms-and-Conditions>. Attention is drawn to the limitation of liability, indemnification and jurisdiction issues defined therein. Any holder of this document is advised that information contained hereon reflects the Company's findings at the time of its intervention only and within the limits of Client's instructions, if any. The Company's sole responsibility is to its Client and this document does not exonerate parties to a transaction from exercising all their rights and obligations under the transaction documents. This document cannot be reproduced except in full, without prior written approval of the Company. Any unauthorized alteration, forgery or falsification of the content or appearance of this document is unlawful and offenders may be prosecuted to the fullest extent of the law. Unless otherwise stated the results shown in this test report refer only to the sample(s) tested and such sample(s) are retained for 30 days only.

Attention: To check the authenticity of testing /inspection report & certificate, please contact us at telephone: (86-755) 8307 1443, or email: CN.Doccheck@sgs.com

4 General Information

4.1 Details of E.U.T.

Power supply:	AC 220-240V~50Hz Test Voltage: AC 230V 50Hz
Cable(s):	AC cable 3 m
Maximum clock frequency:	20MHz

4.2 Description of Support Units

Description	Manufacturer	Model No.	Serial No.
--	--	--	--

The EUT has been tested as an independent unit.

4.3 Measurement Uncertainty & Decision Rule

Measurement Uncertainty:

No.	Item	Measurement Uncertainty (U_{Lab})	U_{CISPR}
1	Conducted Emission at mains port using AMN	2.6dB (9kHz to 150kHz)	3.8dB (9kHz to 150kHz)
		2.4dB (150kHz to 30MHz)	3.4dB (150kHz to 30MHz)
2	Conducted Emission at mains port using VP	1.8dB (9kHz to 30MHz)	2.9dB (9kHz to 30MHz)
3	Conducted Emission at telecommunication port using AAN	4.2dB (150kHz to 30MHz)	5.0dB (150kHz to 30MHz)
4	Radiated Power	3.2dB (30MHz to 300MHz)	4.5dB (30MHz to 300MHz)
5	Radiated emission	4.5dB (30MHz-1GHz)	6.3dB (30MHz-1GHz)
		5.1dB (1GHz-6GHz)	5.2dB (1GHz-6GHz)
		5.4dB (6GHz-18GHz)	5.5dB (6GHz-18GHz)
6	Radiated disturbance (disturbance current in a LLAS)	2.4dB (9kHz to 30MHz)	3.3dB (9kHz to 30MHz)

Note: The measurement uncertainty represents an expanded uncertainty expressed at approximately the 95% confidence level using a coverage factor of $k=2$.

Decision Rule:

- CISPR 16-4-2 for emission measurements is as below described.

Pass means the test result passed the test standard requirement, please find the detailed decision rule in the report relative section.

U_{LAB} less than U_{CISPR} , therefore:

- compliance is deemed to occur if no measured disturbance level exceeds the disturbance limit;
- non-compliance is deemed to occur if any measured disturbance level exceeds the disturbance limit.



4.4 Test Location

All tests were performed at:
 SGS-CSTC Standards Technical Services (Shanghai) Co., Ltd. E&E Lab
 588 West Jindu Road, Xinqiao, Songjiang, 201612 Shanghai, China
 Tel: +86 21 6191 5666 Fax: +86 21 6191 5678
 No tests were sub-contracted.

Note:

1. SGS is not responsible for wrong test results due to incorrect information (e.g. max. clock frequency, highest internal frequency, antenna gain, cable loss, etc) is provided by the applicant. (if applicable).
2. SGS is not responsible for the authenticity, integrity and the validity of the conclusion based on results of the data provided by applicant. (if applicable).

4.5 Test Facility

The test facility is recognized, certified, or accredited by the following organizations:

• **CNAS (No. CNAS L0599)**

CNAS has accredited SGS-CSTC Standards Technical Services (Shanghai) Co., Ltd. to ISO/IEC 17025:2017 General Requirements for the Competence of Testing and Calibration Laboratories (CNAS-CL01 Accreditation Criteria for the Competence of Testing and Calibration Laboratories) for the competence in the field of testing.

• **A2LA (Certificate No. 6332.01)**

SGS-CSTC Standards Technical Services (Shanghai) Co., Ltd. is accredited by the American Association for Laboratory Accreditation(A2LA).

• **FCC (Designation Number: CN1301)**

SGS-CSTC Standards Technical Services (Shanghai) Co., Ltd. has been recognized as an accredited testing laboratory.

• **ISED (CAB Identifier: CN0020)**

SGS-CSTC Standards Technical Services (Shanghai) Co., Ltd. EMC Laboratory has been recognized by Innovation, Science and Economic Development Canada (ISED) as an accredited testing laboratory.
 Company Number: 8617A

• **VCCI (Member No.: 3061)**

The 3m Semi-anechoic chamber and Shielded Room of SGS-CSTC Standards Technical Services (Shanghai) Co., Ltd. has been registered in accordance with the Regulations for Voluntary Control Measures with Registration No.: R-13868, C-14336, T-12221, G-10830 respectively.

4.6 Deviation from Standards

None

4.7 Abnormalities from Standard Conditions

None

4.8 EMS Monitor

Visual: Working status of EUT.



Unless otherwise agreed in writing, this document is issued by the Company subject to its General Conditions of Service printed overleaf, available on request or accessible at <https://www.sgs.com/en/Terms-and-Conditions>. Attention is drawn to the limitation of liability, indemnification and jurisdiction issues defined therein. Any holder of this document is advised that information contained hereon reflects the Company's findings at the time of its intervention only and within the limits of Client's instructions, if any. The Company's sole responsibility is to its Client and this document does not exonerate parties to a transaction from exercising all their rights and obligations under the transaction documents. This document cannot be reproduced except in full, without prior written approval of the Company. Any unauthorized alteration, forgery or falsification of the content or appearance of this document is unlawful and offenders may be prosecuted to the fullest extent of the law. Unless otherwise stated the results shown in this test report refer only to the sample(s) tested and such sample(s) are retained for 30 days only.

Attention: To check the authenticity of testing /inspection report & certificate, please contact us at telephone: (86-755) 8307 1443, or email: CN.Doccheck@sgs.com

5 Equipment List

Conducted Emissions at AC Mains Power Port (150kHz-30MHz)					
Equipment	Manufacturer	Model No	Inventory No	Cal Date	Cal Due Date
EMI test receiver	Rohde & Schwarz	ESR7	SHEM162-1	2021/12/20	2022/12/19
Line impedance stabilization network	SCHWARZBECK	NSLK8127	SHEM061-1	2021/12/20	2022/12/19
Line impedance stabilization network	EMCO	3816_2	SHEM019-1	2021/12/20	2022/12/19
Pulse limiter	Rohde & Schwarz	ESH3-Z2	SHEM029-1	2021/12/20	2022/12/19
Shielding Room	ZHONGYU	8*4*3M	SHEM079-2	2020/12/20	2023/12/19
CE test Cable	/	/	SHEM172-1	2022/1/7	2023/1/6
Test Software	ESE	e3	Version: 6.111221a	N/A	N/A

Radiated Emissions (30MHz-1GHz)					
Equipment	Manufacturer	Model No	Inventory No	Cal Date	Cal Due Date
EMI test receiver	Rohde & Schwarz	ESU40	SHEM051-1	2021/12/20	2022/12/19
EMI test receiver	Rohde & Schwarz	ESR7	SHEM201-1	2021/4/15	2023/4/14
CONTROLLER	INNCO	CO2000	SHEM047-1	N/A	N/A
ANTENNA MAST	INNCO	MA400-EP	SHEM047-2	N/A	N/A
TURN DEVICE	INNCO	DE 3600-RH	SHEM047-3	N/A	N/A
Broadband UHF-VHF ANTENNA	SCHWARZBECK	VULB9168	SHEM048-1	2021/9/21	2023/9/20
Broadband UHF-VHF ANTENNA	SCHWARZBECK	VULB9168	SHEM202-1	2021/5/7	2023/5/6
Semi/Fully Anechoic	ST	11*6*6M	SHEM078-2	2020/5/25	2023/5/24
Pre-amplifier	HP	8447D	SHEM236-1	2021/5/27	2023/5/26
Pre-amplifier	HP	8447D	SHEM143-1	2021/12/20	2022/12/19
RE test Cable	/	/	SHEM173-1&SHEM174-1	2022/1/7	2023/1/6
Test Software	ESE	e3	Version: 6.111221a	N/A	N/A



Unless otherwise agreed in writing, this document is issued by the Company subject to its General Conditions of Service printed overleaf, available on request or accessible at <https://www.sgs.com/en/Terms-and-Conditions>. Attention is drawn to the limitation of liability, indemnification and jurisdiction issues defined therein. Any holder of this document is advised that information contained hereon reflects the Company's findings at the time of its intervention only and within the limits of Client's instructions, if any. The Company's sole responsibility is to its Client and this document does not exonerate parties to a transaction from exercising all their rights and obligations under the transaction documents. This document cannot be reproduced except in full, without prior written approval of the Company. Any unauthorized alteration, forgery or falsification of the content or appearance of this document is unlawful and offenders may be prosecuted to the fullest extent of the law. Unless otherwise stated the results shown in this test report refer only to the sample(s) tested and such sample(s) are retained for 30 days only.

Attention: To check the authenticity of testing / inspection report & certificate, please contact us at telephone: (86-755) 8307 1443, or email: CN.Doccheck@sgs.com

Electrostatic Discharge					
Equipment	Manufacturer	Model No	Inventory No	Cal Date	Cal Due Date
Electrostatic Discharge Simulator	TESEQ	NSG 437	SHEM041-2	2021/8/13	2022/8/12
Electrostatic Discharge Simulator	3CTEST	EDS20H	SHEM199-1	2021/9/29	2022/9/28

Radiated Immunity (80MHz-6GHz)					
Equipment	Manufacturer	Model No	Inventory No	Cal Date	Cal Due Date
Signal generator	Rohde & Schwarz	SMB100A	SHEM194-1	2021/12/20	2022/12/19
Power Meter	Rohde & Schwarz	NRP	SHEM057-1	2021/4/15	2023/4/14
Power meter sensor	Rohde & Schwarz	NRP-Z91	SHEM057-2	2021/4/15	2023/4/14
Antenna	SCHWARZBECK	STLP9128D	SHEM130-1	N/A	N/A
Antenna	SCHWARZBECK	STLP9149	SHEM131-1	N/A	N/A
Amplifier	MILMEGA	AS0840-55-55	SHEM133-1	2021/12/20	2022/12/19
Amplifier	MILMEGA	80RF1000-250	SHEM132-1	2021/12/20	2022/12/19
Amplifier	Rohde & Schwarz	BBA150-E60	SHEM171-1	2021/12/20	2022/12/19
Power meter sensor	Rohde & Schwarz	NRP-Z22	SHEM136-1	2021/4/15	2023/4/14
ElectroMagnetic Field Probe	ETS-Lindgren	HI-6105	SHEM134-1	2021/8/6	2022/8/5
Semi/Fully Anechoic	ST	11*6*6M	SHEM078-2	2020/5/25	2023/5/24
Test Software	Rohde & Schwarz	EMC32	Version: 10.20.01	N/A	N/A

Electrical Fast Transients Burst at AC Power Port					
Equipment	Manufacturer	Model No	Inventory No	Cal Date	Cal Due Date
Immunity Test System	EMC PARTNER	TRA3000 F-S-D-V	SHEM163-1	2021/12/20	2022/12/19
Test Software	EMC-PARTNER	GENECS	Version: 3.29	N/A	N/A
Immunity Test System	TESEQ	NSG 3060	SHEM224-1	2021/4/15	2023/4/14
Coupling / Decoupling Network (CDN)	TESEQ	CDN 3061	SHEM224-3	2021/4/15	2023/4/14
EFT & Surge Generator	PRIMA	PRM61045TB	SHEM200-1	2021/8/13	2022/8/12
CDN for EFT & Surge	PRIMA	PRM-CDN	SHEM200-2	2021/8/13	2022/8/12
Capacitive coupling clamp	PRIMA	EFT-CLAMP	SHEM200-4	2021/9/29	2022/9/28



Unless otherwise agreed in writing, this document is issued by the Company subject to its General Conditions of Service printed overleaf, available on request or accessible at <https://www.sgs.com/en/Terms-and-Conditions>. Attention is drawn to the limitation of liability, indemnification and jurisdiction issues defined therein. Any holder of this document is advised that information contained herein reflects the Company's findings at the time of its intervention only and within the limits of Client's instructions, if any. The Company's sole responsibility is to its Client and this document does not exonerate parties to a transaction from exercising all their rights and obligations under the transaction documents. This document cannot be reproduced except in full, without prior written approval of the Company. Any unauthorized alteration, forgery or falsification of the content or appearance of this document is unlawful and offenders may be prosecuted to the fullest extent of the law. Unless otherwise stated the results shown in this test report refer only to the sample(s) tested and such sample(s) are retained for 30 days only.

Attention: To check the authenticity of testing /inspection report & certificate, please contact us at telephone: (86-755) 8307 1443, or email: CN.Doccheck@sgs.com

Surge at AC Port					
Equipment	Manufacturer	Model No	Inventory No	Cal Date	Cal Due Date
Immunity Test System	EMC PARTNER	TRA3000 F-S-D-V	SHEM163-1	2021/12/20	2022/12/19
Test Software	EMC-PARTNER	GENECS	Version: 3.29	N/A	N/A
Immunity Test System	TESEQ	NSG 3060	SHEM224-1	2021/4/15	2023/4/14
Coupling / Decoupling Network (CDN)	TESEQ	CDN 3061	SHEM224-3	2021/4/15	2023/4/14
EFT & Surge Generator	PRIMA	PRM61045TB	SHEM200-1	2021/8/13	2022/8/12
CDN for EFT & Surge	PRIMA	PRM-CDN	SHEM200-2	2021/8/13	2022/8/12
Data coupling network 4 line	EM TEST	CNV 504	SHEM026-3	2021/12/20	2022/12/19
CDN for unsymmetrical interconnection lines (1.2/50us)	SCHAFFNER	CDN 117	SHEM224-5	2021/4/15	2023/4/14
CDN for symmetric datalines & Resistor network (Surge 1.2/50 or 10/700 us)	SCHAFFNER	CDN 118 & INA172	SHEM224-6 & SHEM224-7	2021/4/15	2023/4/14

Voltage Dips and Interruptions					
Equipment	Manufacturer	Model No	Inventory No	Cal Date	Cal Due Date
Immunity Test System	EMC PARTNER	TRA3000 F-S-D-V	SHEM163-1	2021/12/20	2022/12/19
Test Software	EMC-PARTNER	GENECS	Version: 3.29	N/A	N/A
Immunity Test System	TESEQ	NSG 3060	SHEM224-1	2021/4/15	2023/4/14
Coupling / Decoupling Network (CDN)	TESEQ	CDN 3061	SHEM224-3	2021/4/15	2023/4/14
Manual step transformer	TESEQ	INA 6501	SHEM224-4	2021/4/15	2023/4/14



Unless otherwise agreed in writing, this document is issued by the Company subject to its General Conditions of Service printed overleaf, available on request or accessible at <https://www.sgs.com/en/Terms-and-Conditions>. Attention is drawn to the limitation of liability, indemnification and jurisdiction issues defined therein. Any holder of this document is advised that information contained hereon reflects the Company's findings at the time of its intervention only and within the limits of Client's instructions, if any. The Company's sole responsibility is to its Client and this document does not exonerate parties to a transaction from exercising all their rights and obligations under the transaction documents. This document cannot be reproduced except in full, without prior written approval of the Company. Any unauthorized alteration, forgery or falsification of the content or appearance of this document is unlawful and offenders may be prosecuted to the fullest extent of the law. Unless otherwise stated the results shown in this test report refer only to the sample(s) tested and such sample(s) are retained for 30 days only.

Attention: To check the authenticity of testing /inspection report & certificate, please contact us at telephone: (86-755) 8307 1443, or email: CN.Doccheck@sgs.com

Conducted Immunity at AC Mains Power Port (150kHz-80MHz)					
Equipment	Manufacturer	Model No	Inventory No	Cal Date	Cal Due Date
Signal generator	Rohde & Schwarz	SMB100A	SHEM194-1	2021/12/20	2022/12/19
Power Amplifier	HAEFFLY	PAMP250	SHEM023-1	2021/12/20	2022/12/19
6dB Attenuator	HUAXIANG	DTS50-6dB-1G-A	SHEM123-2	2021/12/20	2022/12/19
Coupling clamp	LUTHI	EM 101	SHEM027-1	2021/12/20	2022/12/19
Power Meter	Rohde & Schwarz	NRP	SHEM057-1	2021/4/15	2023/4/14
Power meter sensor	Rohde & Schwarz	NRP-Z91	SHEM057-2	2021/4/15	2023/4/14
Coupling and Decoupling Network (CDN)	LUTHI	L-801 M1	SHEM023-5	2021/12/20	2022/12/19
Coupling and Decoupling Network (CDN)	LUTHI	L-801 M2/M3	SHEM023-6	2021/12/20	2022/12/19
Shielding Room	ZHONGYU	5*3*3M	SHEM079-6	2021/12/20	2024/12/19
Coupling and Decoupling Network	Teseq	CDN M016	SHEM168-1	2021/8/13	2022/8/12
RF Generator	SCHAFFNER	NSG 2070	SHEM221-1	2021/5/27	2023/5/26
Test Software	Rohde & Schwarz	EMC32	Version: 10.20.01	N/A	N/A

General used equipment					
Equipment	Manufacturer	Model No	Inventory No	Cal Date	Cal Due Date
Digital pressure meter	YONGZHI	DYM3-01	SHEM082-1	2021-01-22	2024-01-21
Temperature&humidity recorder	ShangHai weather meter work	ZJ 1-2B	SHEM042-1~6	2021-09-07	2022-09-06
Digital Multimeter	FLUKE	17B	SHEM043-3	2021-09-04	2022-09-03
Autoformer regulator	Guangzhou bao de	TDGC2-5KVA	SHEM150-1	N/A	N/A
Multi-purpose tong tester	FLUKE	316	SHEM001-1	2021-12-20	2022-12-19



Unless otherwise agreed in writing, this document is issued by the Company subject to its General Conditions of Service printed overleaf, available on request or accessible at <https://www.sgs.com/en/Terms-and-Conditions>. Attention is drawn to the limitation of liability, indemnification and jurisdiction issues defined therein. Any holder of this document is advised that information contained hereon reflects the Company's findings at the time of its intervention only and within the limits of Client's instructions, if any. The Company's sole responsibility is to its Client and this document does not exonerate parties to a transaction from exercising all their rights and obligations under the transaction documents. This document cannot be reproduced except in full, without prior written approval of the Company. Any unauthorized alteration, forgery or falsification of the content or appearance of this document is unlawful and offenders may be prosecuted to the fullest extent of the law. Unless otherwise stated the results shown in this test report refer only to the sample(s) tested and such sample(s) are retained for 30 days only.

Attention: To check the authenticity of testing /inspection report & certificate, please contact us at telephone: (86-755) 8307 1443, or email: CN.Doccheck@sgs.com

6 Emission Test Results

6.1 Conducted Emissions at AC Mains Power Port (150kHz-30MHz)

Test Requirement: EN IEC 61000-6-4:2019

Test Method: CISPR 16-2-1

Limit:

0.15MHz -0.5MHz 79dB(μV) quasi-peak, 66dB(μV) average

0.5MHz -30MHz 73dB(μV) quasi-peak, 60dB(μV) average

Detector: Peak for pre-scan (9kHz resolution bandwidth) 150kHz to 30MHz

NOTE 1: The lower limit is applicable at the transition frequency.

6.1.1 E.U.T. Operation

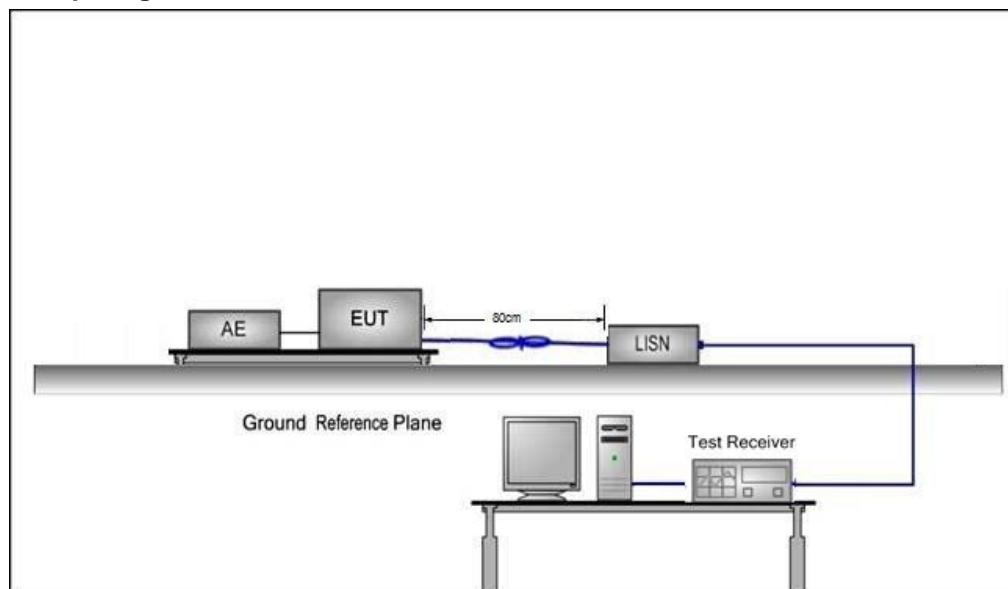
Operating Environment:

Temperature: 22 °C Humidity: 50 % RH Atmospheric Pressure: 1010 mbar

6.1.2 Test Mode Description

Pre-scan / Final test	Mode Code	Description
Final test	00	Running mode: Keep EUT running continuously.

6.1.3 Test Setup Diagram



6.1.4 Measurement Procedure and Data

Frequency range: 150KHz-30MHz

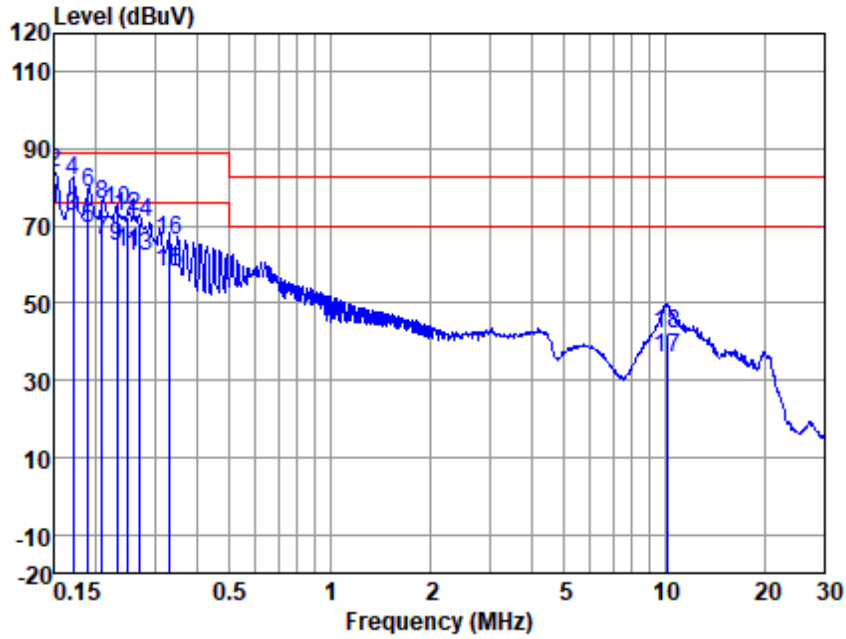
An initial pre-scan was performed with peak detector. Quasi-Peak or Average measurement were performed at the frequencies with maximized peak emission were detected.

The red line show in graphic is the limit in standard used in this section.

Measured Level = Read level + Cable Loss + LISN Factor



Test Mode: 00; Line: Live line



LISN : LINE
 EUT/Project No : 2769MD
 Test Mode : 00

	Freq (MHz)	Read level (dBuV)	LISN Factor (dB)	Cable Loss (dB)	Emission Level (dBuV)	Limit (dBuV)	Over Limit (dB)	Remark
1	0.15	64.52	0.14	10.01	74.67	76.00	-1.33	Average
2	0.15	73.55	0.14	10.01	83.70	89.00	-5.30	QP
3	0.17	62.44	0.12	10.02	72.58	76.00	-3.42	Average
4	0.17	71.75	0.12	10.02	81.89	89.00	-7.11	QP
5	0.19	59.32	0.11	10.02	69.45	76.00	-6.55	Average
6	0.19	68.73	0.11	10.02	78.86	89.00	-10.14	QP
7	0.21	55.91	0.10	10.03	66.04	76.00	-9.96	Average
8	0.21	65.33	0.10	10.03	75.46	89.00	-13.54	QP
9	0.23	54.56	0.10	10.04	64.70	76.00	-11.30	Average
10	0.23	63.99	0.10	10.04	74.13	89.00	-14.87	QP
11	0.25	53.07	0.10	10.04	63.21	76.00	-12.79	Average
12	0.25	62.23	0.10	10.04	72.37	89.00	-16.63	QP
13	0.27	51.99	0.10	10.05	62.14	76.00	-13.86	Average
14	0.27	60.92	0.10	10.05	71.07	89.00	-17.93	QP
15	0.33	48.01	0.10	10.06	58.17	76.00	-17.83	Average
16	0.33	56.21	0.10	10.06	66.37	89.00	-22.63	QP

Notes: Emission Level = Read Level + LISN Factor + Cable loss



Unless otherwise agreed in writing, this document is issued by the Company subject to its General Conditions of Service printed overleaf, available on request or accessible at <https://www.sgs.com/en/Terms-and-Conditions>. Attention is drawn to the limitation of liability, indemnification and jurisdiction issues defined therein. Any holder of this document is advised that information contained hereon reflects the Company's findings at the time of its intervention only and within the limits of Client's instructions, if any. The Company's sole responsibility is to its Client and this document does not exonerate parties to a transaction from exercising all their rights and obligations under the transaction documents. This document cannot be reproduced except in full, without prior written approval of the Company. Any unauthorized alteration, forgery or falsification of the content or appearance of this document is unlawful and offenders may be prosecuted to the fullest extent of the law. Unless otherwise stated the results shown in this test report refer only to the sample(s) tested and such sample(s) are retained for 30 days only.

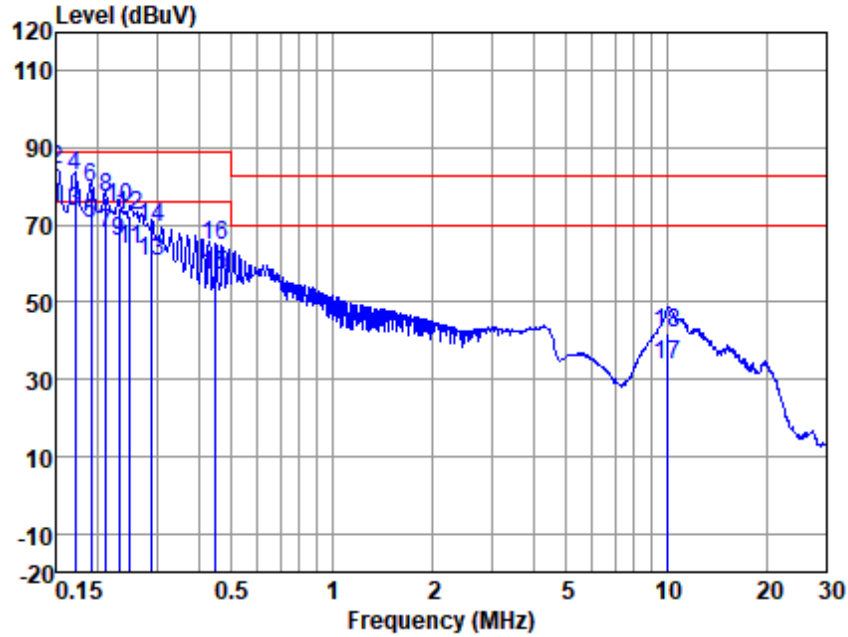
Test Mode: 00; Line: Live line

	Freq (MHz)	Read level (dBuV)	LISN Factor (dB)	Cable Loss (dB)	Emission Level (dBuV)	Limit (dBuV)	Over Limit (dB)	Remark
17	10.23	25.18	0.30	10.32	35.80	70.00	-34.20	Average
18	10.23	31.63	0.30	10.32	42.25	83.00	-40.75	QP

Notes: Emission Level = Read Level + LISN Factor + Cable loss



Test Mode: 00; Line: Neutral Line



LISN : NEUTRAL
EUT/Project No : 2769MD
Test Mode : 00

	Freq (MHz)	Read level (dBuV)	LISN Factor (dB)	Cable Loss (dB)	Emission Level (dBuV)	Limit (dBuV)	Over Limit (dB)	Remark
1	0.15	64.33	0.10	10.01	74.44	76.00	-1.56	Average
2	0.15	74.26	0.10	10.01	84.37	89.00	-4.63	QP
3	0.17	63.45	0.10	10.02	73.57	76.00	-2.43	Average
4	0.17	72.59	0.10	10.02	82.71	89.00	-6.29	QP
5	0.19	60.40	0.10	10.02	70.52	76.00	-5.48	Average
6	0.19	69.54	0.10	10.02	79.66	89.00	-9.34	QP
7	0.21	57.65	0.10	10.03	67.78	76.00	-8.22	Average
8	0.21	66.74	0.10	10.03	76.87	89.00	-12.13	QP
9	0.23	55.42	0.10	10.04	65.56	76.00	-10.44	Average
10	0.23	64.50	0.10	10.04	74.64	89.00	-14.36	QP
11	0.25	53.46	0.10	10.04	63.60	76.00	-12.40	Average
12	0.25	62.41	0.10	10.04	72.55	89.00	-16.45	QP
13	0.29	50.67	0.10	10.05	60.82	76.00	-15.18	Average
14	0.29	59.14	0.10	10.05	69.29	89.00	-19.71	QP
15	0.45	46.55	0.10	10.07	56.72	76.00	-19.28	Average
16	0.45	54.42	0.10	10.07	64.59	89.00	-24.41	QP

Notes: Emission Level = Read Level + LISN Factor + Cable loss



Unless otherwise agreed in writing, this document is issued by the Company subject to its General Conditions of Service printed overleaf, available on request or accessible at <https://www.sgs.com/en/Terms-and-Conditions>. Attention is drawn to the limitation of liability, indemnification and jurisdiction issues defined therein. Any holder of this document is advised that information contained hereon reflects the Company's findings at the time of its intervention only and within the limits of Client's instructions, if any. The Company's sole responsibility is to its Client and this document does not exonerate parties to a transaction from exercising all their rights and obligations under the transaction documents. This document cannot be reproduced except in full, without prior written approval of the Company. Any unauthorized alteration, forgery or falsification of the content or appearance of this document is unlawful and offenders may be prosecuted to the fullest extent of the law. Unless otherwise stated the results shown in this test report refer only to the sample(s) tested and such sample(s) are retained for 30 days only.

Test Mode: 00; Line: Neutral Line

	Freq (MHz)	Read level (dBuV)	LISN Factor (dB)	Cable Loss (dB)	Emission Level (dBuV)	Limit (dBuV)	Over Limit (dB)	Remark
17	10.13	23.02	0.20	10.32	33.54	70.00	-36.46	Average
18	10.13	31.39	0.20	10.32	41.91	83.00	-41.09	QP

Notes: Emission Level = Read Level + LISN Factor + Cable loss



Unless otherwise agreed in writing, this document is issued by the Company subject to its General Conditions of Service printed overleaf, available on request or accessible at <https://www.sgs.com/en/Terms-and-Conditions>. Attention is drawn to the limitation of liability, indemnification and jurisdiction issues defined therein. Any holder of this document is advised that information contained hereon reflects the Company's findings at the time of its intervention only and within the limits of Client's instructions, if any. The Company's sole responsibility is to its Client and this document does not exonerate parties to a transaction from exercising all their rights and obligations under the transaction documents. This document cannot be reproduced except in full, without prior written approval of the Company. Any unauthorized alteration, forgery or falsification of the content or appearance of this document is unlawful and offenders may be prosecuted to the fullest extent of the law. Unless otherwise stated the results shown in this test report refer only to the sample(s) tested and such sample(s) are retained for 30 days only.

Attention: To check the authenticity of testing /inspection report & certificate, please contact us at telephone: (86-755) 8307 1443, or email: CN.Doccheck@sgs.com

6.2 Radiated Emissions (30MHz-1GHz)

Test Requirement: EN IEC 61000-6-4:2019

Test Method: CISPR 16-2-3

Measurement Distance: 3m

Limit:

Test Distance: 10m
 30MHz-230MHz 40 dB(μV/m) quasi-peak
 230MHz-1GHz 47 dB(μV/m) quasi-peak
 Detector: Peak for pre-scan (120kHz resolution bandwidth) 30M to 1000MHz

Test Distance: 3m
 30MHz-230MHz 50 dB(μV/m) quasi-peak
 230MHz-1GHz 57 dB(μV/m) quasi-peak
 Detector: Peak for pre-scan (120kHz resolution bandwidth) 30M to 1000MHz

6.2.1 E.U.T. Operation

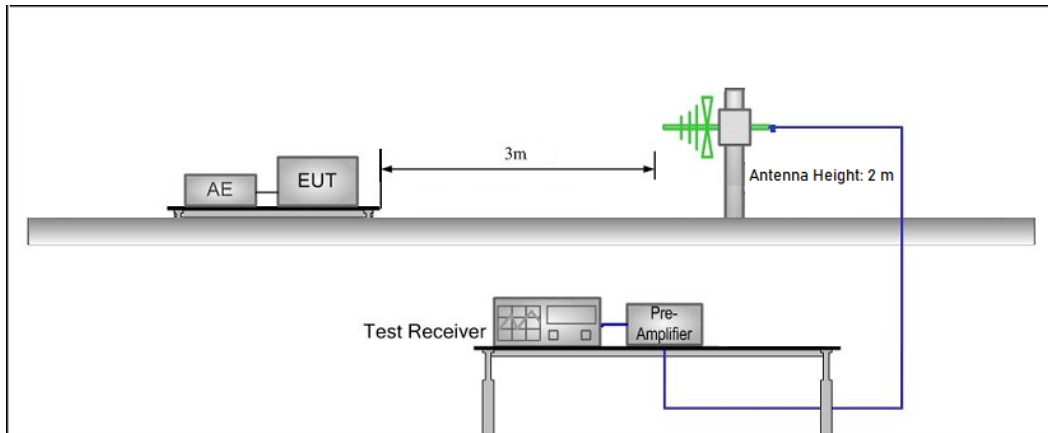
Operating Environment:

Temperature: 22 °C Humidity: 50 % RH Atmospheric Pressure: 1010 mbar

6.2.2 Test Mode Description

Pre-scan / Final test	Mode Code	Description
Final test	00	Running mode: Keep EUT running continuously.

6.2.3 Test Setup Diagram



6.2.4 Measurement Procedure and Data

Frequency range: 30MHz-1GHz

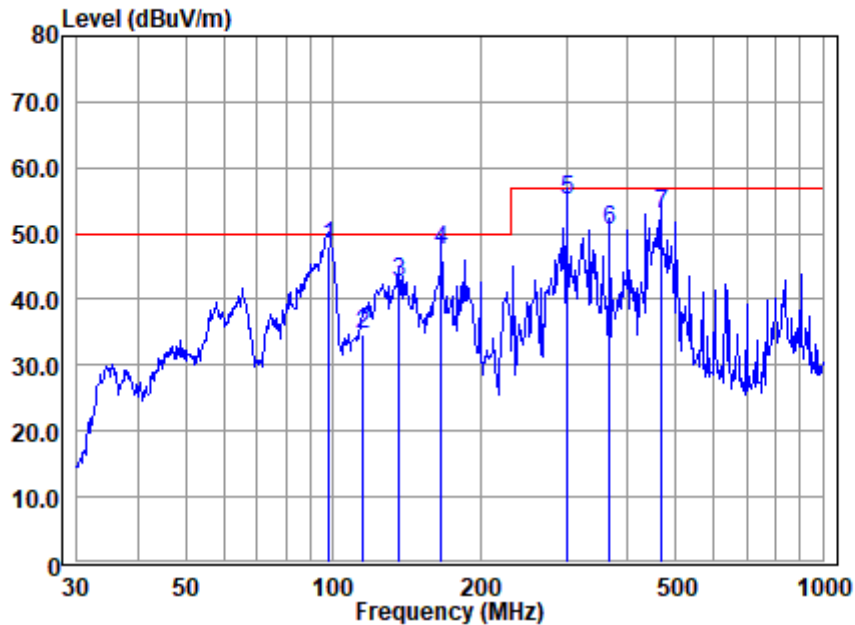
An initial pre-scan was performed in the chamber using the spectrum analyser in peak detection mode. Quasi-peak measurements were conducted based on the peak sweep graph. The EUT was measured by BiConiLog antenna with 2 orthogonal polarities.

The red line show in graphic is the limit in standard used in this section.

Level=Read Level + Antenna Factor + Cable Loss - Preamp Factor



Test Mode: 00; Polarity: Horizontal



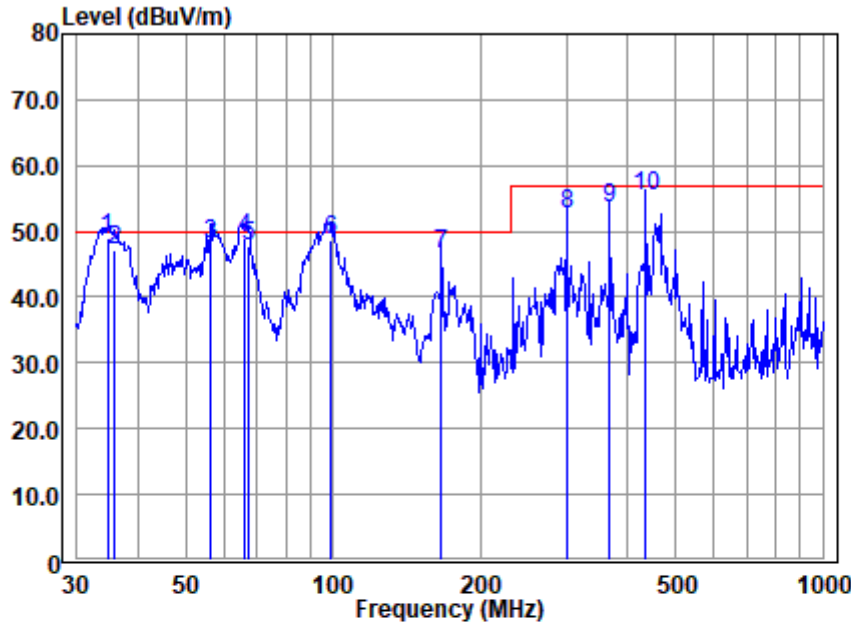
Antenna Polarity :Horizontal
EUT/Project :2769MD
Test mode :00

	Freq	Read Level	Antenna Factor	Cable Loss	Preamp Factor	Emission Level	Limit Line	Over Limit	Remark
	MHz	dBuv	dB/m	dB	dB	dBuv/m	dBuv/m	dB	
1	97.54	63.18	8.70	2.32	26.02	48.18	50.00	-1.82	QP
2	115.34	47.54	10.70	2.49	26.00	34.73	50.00	-15.27	QP
3	135.71	53.36	12.49	2.73	26.00	42.58	50.00	-7.42	QP
4	166.30	57.29	12.96	3.18	25.93	47.50	50.00	-2.50	QP
5	299.86	62.64	13.48	4.51	25.70	54.93	57.00	-2.07	QP
6	367.46	56.50	14.86	4.87	25.81	50.42	57.00	-6.58	QP
7	466.59	56.84	17.22	5.44	26.43	53.07	57.00	-3.93	QP

Note: Emission Level=Read Level+Antenna Factor+Cable loss-Preamp Factor



Test Mode: 00; Polarity: Vertical



Antenna Polarity :Vertical
EUT/Project :2769MD
Test mode :00

	Freq	Read Level	Antenna Factor	Cable Loss	Preamp Factor	Emission Level	Limit Line	Over Limit	Remark
	MHz	dBuv	dB/m	dB	dB	dBuv/m	dBuv/m	dB	
1	34.59	61.32	12.43	1.51	26.20	49.06	50.00	-0.94	QP
2	35.66	59.47	12.46	1.52	26.20	47.25	50.00	-2.75	QP
3	56.34	59.03	13.45	1.77	26.14	48.11	50.00	-1.89	QP
4	65.95	60.99	12.20	2.03	26.10	49.12	50.00	-0.88	QP
5	66.96	59.79	12.06	2.06	26.10	47.81	50.00	-2.19	QP
6	98.53	63.39	8.84	2.33	26.01	48.55	50.00	-1.45	QP
7	166.30	56.27	12.96	3.18	25.93	46.48	50.00	-3.52	QP
8	299.86	60.19	13.48	4.51	25.70	52.48	57.00	-4.52	QP
9	367.46	59.47	14.86	4.87	25.81	53.39	57.00	-3.61	QP
10	434.55	59.64	16.73	5.21	26.27	55.31	57.00	-1.69	QP

Note: Emission Level=Read Level+Antenna Factor+Cable loss-Preamp Factor



7 Immunity Test Results

Performance Criteria Description in EN IEC 61000-6-2:2019

Criterion A	The EUT shall continue to operate as intended during and after the test. No degradation of performance or loss of function is allowed below a performance level specified by the manufacturer, when the EUT is used as intended. If the performance level is not specified by the manufacturer, this may be derived from the product description and documentation and what the user may reasonably expect from the equipment if used as intended.
Criterion B	The EUT shall continue to operate as intended after the test. No degradation of performance or loss of function is allowed below a performance level specified by the manufacturer, when the EUT is used as intended. The performance level may be replaced by a permissible loss of performance. However, during the test degradation of performance is allowed but no change of actual operating state or stored data is allowed. If the minimum performance level or the permissible performance loss is not specified by the manufacturer, either of these may be derived from the product description and documentation and what the user may reasonably expect from the equipment if used as intended.
Criterion C	Temporary loss of function is allowed during the test, provided the function is self-recoverable or can be restored by the operation of the controls.



Unless otherwise agreed in writing, this document is issued by the Company subject to its General Conditions of Service printed overleaf, available on request or accessible at <https://www.sgs.com/en/Terms-and-Conditions>. Attention is drawn to the limitation of liability, indemnification and jurisdiction issues defined therein. Any holder of this document is advised that information contained hereon reflects the Company's findings at the time of its intervention only and within the limits of Client's instructions, if any. The Company's sole responsibility is to its Client and this document does not exonerate parties to a transaction from exercising all their rights and obligations under the transaction documents. This document cannot be reproduced except in full, without prior written approval of the Company. Any unauthorized alteration, forgery or falsification of the content or appearance of this document is unlawful and offenders may be prosecuted to the fullest extent of the law. Unless otherwise stated the results shown in this test report refer only to the sample(s) tested and such sample(s) are retained for 30 days only.

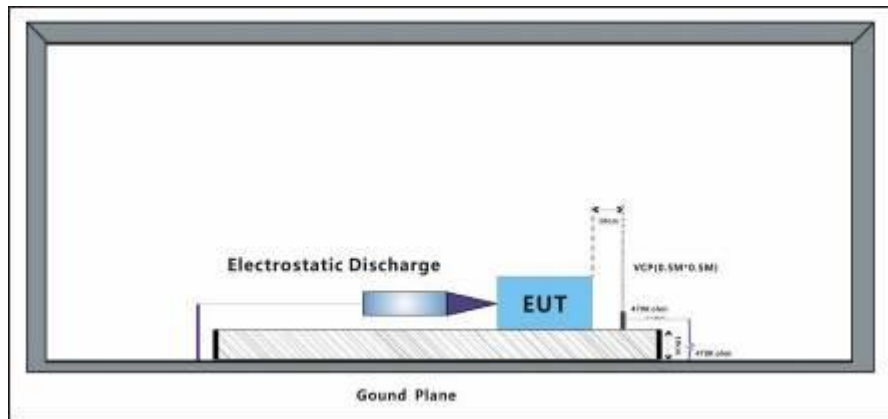
Attention: To check the authenticity of testing /inspection report & certificate, please contact us at telephone: (86-755) 8307 1443, or email: CN.Doccheck@sgs.com

7.1 Electrostatic Discharge

Test Requirement: EN IEC 61000-6-2:2019

Test Method: EN 61000-4-2:2009

7.1.1 Test Setup Diagram



7.1.2 E.U.T. Operation

Operating Environment:

Temperature: 22 °C Humidity: 50 % RH Atmospheric Pressure: 1010 mbar

7.1.3 Test Mode Description

Pre-scan / Final test	Mode Code	Description
Final test	00	Running mode: Keep EUT running continuously.

7.1.4 Test Condition and Results:

Performance Criterion: B

Discharge Impedance: 330 Ω/150pF

Number of Discharge: Minimum 10 times at each test point

Discharge Mode: Single Discharge

Discharge Period: 1 second minimum

Test Point 1: All insulated enclosure & seams.

Test Point 2: All accessible metal parts of the enclosure.

Test Point 3: All sides.



Discharge type	Level (kV)	Polarity	Test Point	Result / Observations
Air Discharge	2,4,8	+	1	A
Air Discharge	2,4,8	-	1	A
Contact Discharge	4	+	2	A
Contact Discharge	4	-	2	A
Vertical Coupling	4	+	3	A
Vertical Coupling	4	-	3	A

A: No degradation in the performance of the EUT was observed



Unless otherwise agreed in writing, this document is issued by the Company subject to its General Conditions of Service printed overleaf, available on request or accessible at <https://www.sgs.com/en/Terms-and-Conditions>. Attention is drawn to the limitation of liability, indemnification and jurisdiction issues defined therein. Any holder of this document is advised that information contained hereon reflects the Company's findings at the time of its intervention only and within the limits of Client's instructions, if any. The Company's sole responsibility is to its Client and this document does not exonerate parties to a transaction from exercising all their rights and obligations under the transaction documents. This document cannot be reproduced except in full, without prior written approval of the Company. Any unauthorized alteration, forgery or falsification of the content or appearance of this document is unlawful and offenders may be prosecuted to the fullest extent of the law. Unless otherwise stated the results shown in this test report refer only to the sample(s) tested and such sample(s) are retained for 30 days only.

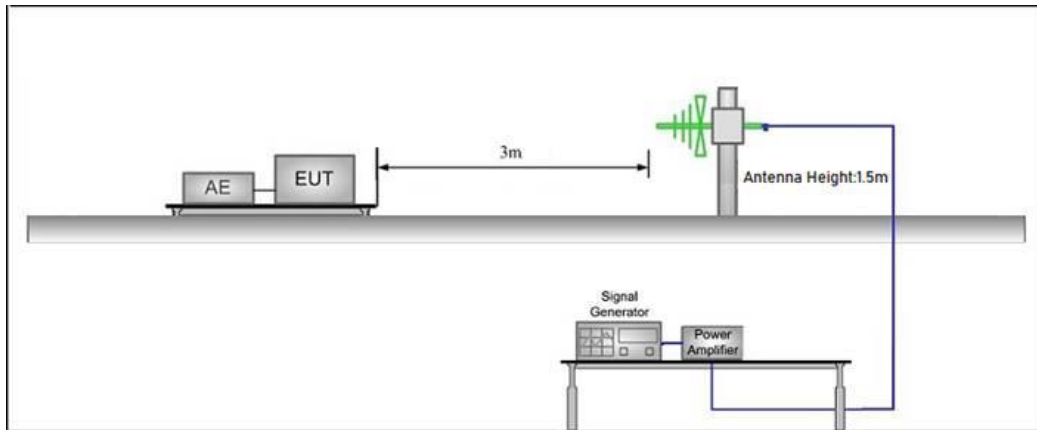
Attention: To check the authenticity of testing / inspection report & certificate, please contact us at telephone: (86-755) 8307 1443, or email: CN.Doccheck@sgs.com

7.2 Radiated Immunity (80MHz-6GHz)

Test Requirement: EN IEC 61000-6-2:2019

Test Method: EN IEC 61000-4-3: 2020

7.2.1 Test Setup Diagram



7.2.2 E.U.T. Operation

Operating Environment:

Temperature: 22 °C Humidity: 50 % RH Atmospheric Pressure: 1010 mbar

7.2.3 Test Mode Description

Pre-scan / Final test	Mode Code	Description
Final test	00	Running mode: Keep EUT running continuously.

7.2.4 Test Condition and Results:

Performance Criterion: A

Antenna Polarisation: Vertical and Horizontal

Modulation: 1kHz,80% Amp. Mod,1% increment

Frequency Range: 80MHz to 1GHz, 1.4GHz to 6GHz



Unless otherwise agreed in writing, this document is issued by the Company subject to its General Conditions of Service printed overleaf, available on request or accessible at <https://www.sgs.com/en/Terms-and-Conditions>. Attention is drawn to the limitation of liability, indemnification and jurisdiction issues defined therein. Any holder of this document is advised that information contained hereon reflects the Company's findings at the time of its intervention only and within the limits of Client's instructions, if any. The Company's sole responsibility is to its Client and this document does not exonerate parties to a transaction from exercising all their rights and obligations under the transaction documents. This document cannot be reproduced except in full, without prior written approval of the Company. Any unauthorized alteration, forgery or falsification of the content or appearance of this document is unlawful and offenders may be prosecuted to the fullest extent of the law. Unless otherwise stated the results shown in this test report refer only to the sample(s) tested and such sample(s) are retained for 30 days only.

Attention: To check the authenticity of testing /inspection report & certificate, please contact us at telephone: (86-755) 8307 1443, or email: CN.Doccheck@sgs.com

SGS-CSTC Standards Technical Services (Shanghai) Co., Ltd.
EEC EMC Lab

NO.588 West Jindu Road, Songjiang District, Shanghai China 201612
中国·上海·松江区金都西路588号 邮编: 201612

t (86-21) 61915666
t (86-21) 61915666

f (86-21) 61915678
f (86-21) 61915678

www.sgs.com
sgs.china@sgs.com

Frequency	Level (V/m)	EUT Face	Dwell time	Result / Observations
80MHz-1GHz	10	Front	3s	A
80MHz-1GHz	10	Back	3s	A
80MHz-1GHz	10	Left	3s	A
80MHz-1GHz	10	Right	3s	A
1.4GHz-6GHz	3	Front	3s	A
1.4GHz-6GHz	3	Back	3s	A
1.4GHz-6GHz	3	Left	3s	A
1.4GHz-6GHz	3	Right	3s	A

A: No degradation in the performance of the EUT was observed



Unless otherwise agreed in writing, this document is issued by the Company subject to its General Conditions of Service printed overleaf, available on request or accessible at <https://www.sgs.com/en/Terms-and-Conditions>. Attention is drawn to the limitation of liability, indemnification and jurisdiction issues defined therein. Any holder of this document is advised that information contained hereon reflects the Company's findings at the time of its intervention only and within the limits of Client's instructions, if any. The Company's sole responsibility is to its Client and this document does not exonerate parties to a transaction from exercising all their rights and obligations under the transaction documents. This document cannot be reproduced except in full, without prior written approval of the Company. Any unauthorized alteration, forgery or falsification of the content or appearance of this document is unlawful and offenders may be prosecuted to the fullest extent of the law. Unless otherwise stated the results shown in this test report refer only to the sample(s) tested and such sample(s) are retained for 30 days only.

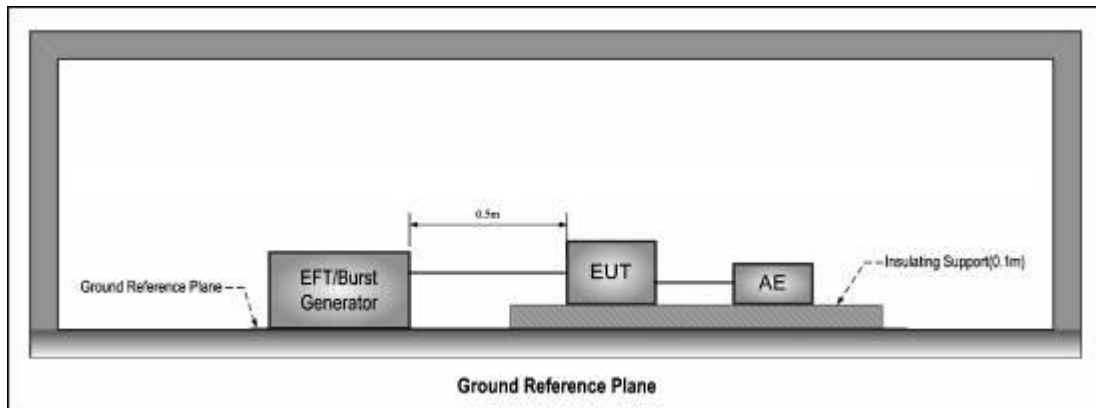
Attention: To check the authenticity of testing / inspection report & certificate, please contact us at telephone: (86-755) 8307 1443, or email: CN.Doccheck@sgs.com

7.3 Electrical Fast Transients Burst at AC Mains Power Port

Test Requirement: EN IEC 61000-6-2:2019

Test Method: EN 61000-4-4:2012

7.3.1 Test Setup Diagram



7.3.2 E.U.T. Operation

Operating Environment:

Temperature: 22 °C Humidity: 50 % RH Atmospheric Pressure: 1010 mbar

7.3.3 Test Mode Description

Pre-scan / Final test	Mode Code	Description
Final test	00	Running mode: Keep EUT running continuously.

7.3.4 Test Condition and Results:

Performance Criterion: B

Repetition Frequency: 5kHz or 100kHz

Burst Period: 300ms

Test Duration: 2 minute per level & polarity

Test Line	Level (kV)	Polarity	CDN/Clamp	Result / Observations
AC mains power port	2	+	CDN	A
AC mains power port	2	-	CDN	A

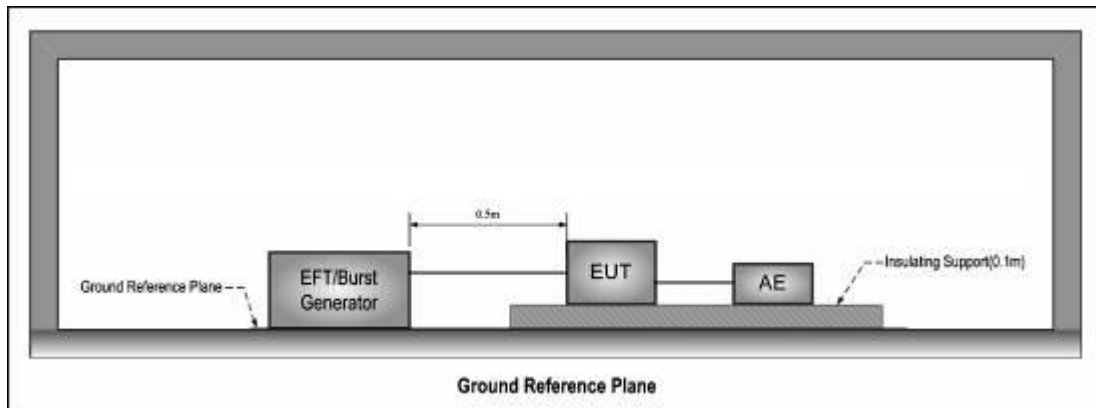
A: No degradation in the performance of the EUT was observed



7.4 Surge at AC Mains Power Port

Test Requirement: EN IEC 61000-6-2:2019
 Test Method: EN 61000-4-5:2014+A1:2017

7.4.1 Test Setup Diagram



7.4.2 E.U.T. Operation

Operating Environment:
 Temperature: 22 °C Humidity: 50 % RH Atmospheric Pressure: 1010 mbar

7.4.3 Test Mode Description

Pre-scan / Final test	Mode Code	Description
Final test	00	Running mode: Keep EUT running continuously.

7.4.4 Test Condition and Results:

Performance Criterion: B
 Interval: 60s between each surge
 Generator source impedance: 2Ω
 CDN coupling impedance(Line-to-ground):10Ω
 No. of surges: 5 positive, 5 negative at 0°, 90°, 180°, 270°.



Test Line	Level (kV)	Polarity	Phase (deg)	Result / Observations
L-N	1	+	0°	A
L-N	1	-	0°	A
L-N	1	+	90°	A
L-N	1	-	90°	A
L-N	1	+	180°	A
L-N	1	-	180°	A
L-N	1	+	270°	A
L-N	1	-	270°	A
L-PE	2	+	0°	A
L-PE	2	-	0°	A
L-PE	2	+	90°	A
L-PE	2	-	90°	A
L-PE	2	+	180°	A
L-PE	2	-	180°	A
L-PE	2	+	270°	A
L-PE	2	-	270°	A
N-PE	2	+	0°	A
N-PE	2	-	0°	A
N-PE	2	+	90°	A
N-PE	2	-	90°	A
N-PE	2	+	180°	A
N-PE	2	-	180°	A
N-PE	2	+	270°	A
N-PE	2	-	270°	A

A: No degradation in the performance of the EUT was observed



Unless otherwise agreed in writing, this document is issued by the Company subject to its General Conditions of Service printed overleaf, available on request or accessible at <https://www.sgs.com/en/Terms-and-Conditions>. Attention is drawn to the limitation of liability, indemnification and jurisdiction issues defined therein. Any holder of this document is advised that information contained hereon reflects the Company's findings at the time of its intervention only and within the limits of Client's instructions, if any. The Company's sole responsibility is to its Client and this document does not exonerate parties to a transaction from exercising all their rights and obligations under the transaction documents. This document cannot be reproduced except in full, without prior written approval of the Company. Any unauthorized alteration, forgery or falsification of the content or appearance of this document is unlawful and offenders may be prosecuted to the fullest extent of the law. Unless otherwise stated the results shown in this test report refer only to the sample(s) tested and such sample(s) are retained for 30 days only.

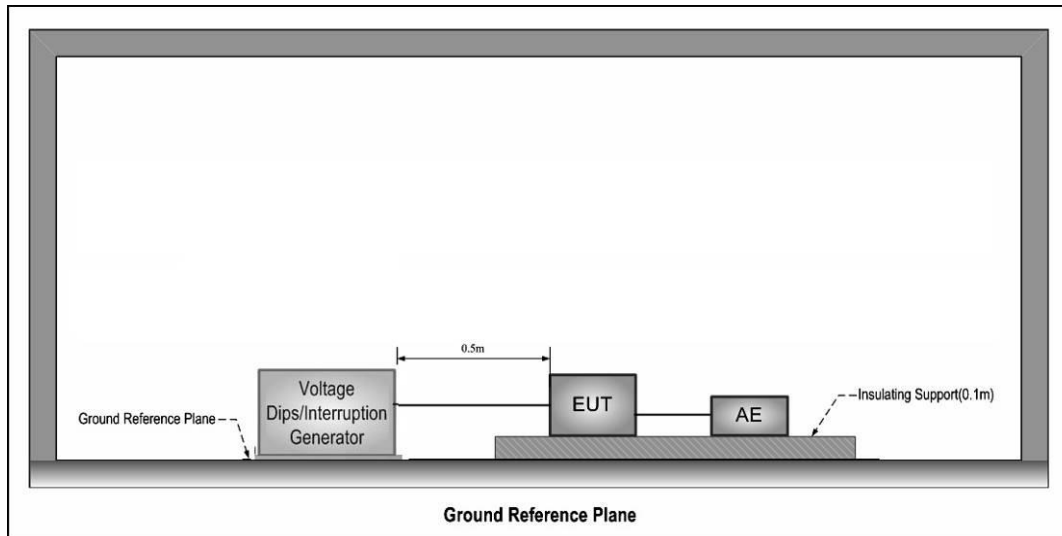
Attention: To check the authenticity of testing /inspection report & certificate, please contact us at telephone: (86-755) 8307 1443, or email: CN.Doccheck@sgs.com

7.5 Voltage Dips and Interruptions

Test Requirement: EN IEC 61000-6-2:2019

Test Method: EN IEC 61000-4-11:2020

7.5.1 Test Setup Diagram



7.5.2 E.U.T. Operation

Operating Environment:

Temperature: 22 °C Humidity: 50 % RH Atmospheric Pressure: 1010 mbar

7.5.3 Test Mode Description

Pre-scan / Final test	Mode Code	Description
Final test	00	Running mode: Keep EUT running continuously.

7.5.4 Test Condition and Results:

Performance Criterion: 0% of UT (Supply Voltage) for 0.5 Cycle:B; 0% of UT for 1 Cycle:B; 0% of UT for 250 Cycles:C; 70% of UT for 25 Cycles:C;

No. of Dips / Interruptions: 3 per Level

Time between dropout 10s



Level % UT	Phase (deg)	Duration	No. of Dips / Interruptions	Result / Observations
0	0°	1 Cycles	3	A
0	180°	1 Cycles	3	A
40	0°	10 Cycles	3	A
40	180°	10 Cycles	3	A
70	0°	25 Cycles	3	A
70	180°	25 Cycles	3	A
0	0°	250 Cycles	3	C
0	180°	250 Cycles	3	C

A: No degradation in the performance of the EUT was observed
 C: During test, EUT stop work .After test, EUT restart by operator.



Unless otherwise agreed in writing, this document is issued by the Company subject to its General Conditions of Service printed overleaf, available on request or accessible at <https://www.sgs.com/en/Terms-and-Conditions>. Attention is drawn to the limitation of liability, indemnification and jurisdiction issues defined therein. Any holder of this document is advised that information contained hereon reflects the Company's findings at the time of its intervention only and within the limits of Client's instructions, if any. The Company's sole responsibility is to its Client and this document does not exonerate parties to a transaction from exercising all their rights and obligations under the transaction documents. This document cannot be reproduced except in full, without prior written approval of the Company. Any unauthorized alteration, forgery or falsification of the content or appearance of this document is unlawful and offenders may be prosecuted to the fullest extent of the law. Unless otherwise stated the results shown in this test report refer only to the sample(s) tested and such sample(s) are retained for 30 days only.

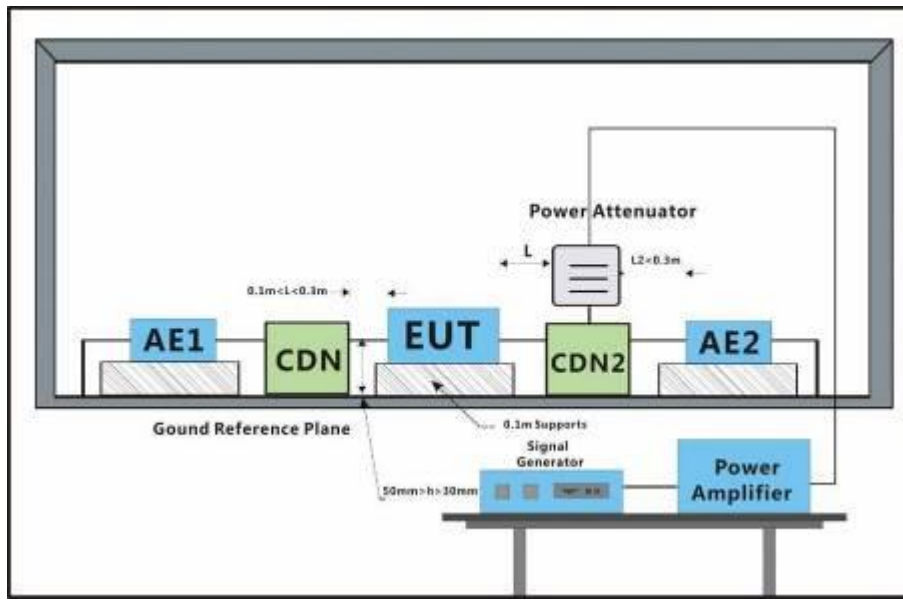
Attention: To check the authenticity of testing /inspection report & certificate, please contact us at telephone: (86-755) 8307 1443, or email: CN.Doccheck@sgs.com

7.6 Conducted Immunity at AC Mains Power Port (150kHz-80MHz)

Test Requirement: EN IEC 61000-6-2:2019

Test Method: EN 61000-4-6:2014

7.6.1 Test Setup Diagram



7.6.2 E.U.T. Operation

Operating Environment:

Temperature: 22 °C Humidity: 50 % RH Atmospheric Pressure: 1020 mbar

7.6.3 Test Mode Description

Pre-scan / Final test	Mode Code	Description
Final test	00	Running mode: Keep EUT running continuously.

7.6.4 Test Condition and Results:

Performance Criterion: A

Frequency Range: 0.15MHz to 80MHz

Modulation: 80%, 1kHz Amplitude Modulation

Step Size 1%

Cable port	Level (Vrms)	CDN/Clamp	Dwell time	Result / Observations
AC power port	10	CDN	3s	A
A: No degradation in the performance of the EUT was observed				



Unless otherwise agreed in writing, this document is issued by the Company subject to its General Conditions of Service printed overleaf, available on request or accessible at <https://www.sgs.com/en/Terms-and-Conditions>. Attention is drawn to the limitation of liability, indemnification and jurisdiction issues defined therein. Any holder of this document is advised that information contained hereon reflects the Company's findings at the time of its intervention only and within the limits of Client's instructions, if any. The Company's sole responsibility is to its Client and this document does not exonerate parties to a transaction from exercising all their rights and obligations under the transaction documents. This document cannot be reproduced except in full, without prior written approval of the Company. Any unauthorized alteration, forgery or falsification of the content or appearance of this document is unlawful and offenders may be prosecuted to the fullest extent of the law. Unless otherwise stated the results shown in this test report refer only to the sample(s) tested and such sample(s) are retained for 30 days only.

Attention: To check the authenticity of testing /inspection report & certificate, please contact us at telephone: (86-755) 8307 1443, or email: CN.Doccheck@sgs.com

SGS-CSTC Standards Technical Services (Shanghai) Co., Ltd.
EEC EMC Lab

NO.588 West Jindu Road, Songjiang District, Shanghai China 201612
中国·上海·松江区金都西路588号 邮编: 201612

t (86-21) 61915666
t (86-21) 61915666

f (86-21) 61915678
f (86-21) 61915678

www.sgs.com
sgs.china@sgs.com

8 Test Setup Photo

Conducted Emissions at AC Mains Power Port (150kHz-30MHz)




Radiated Emissions (30MHz-1GHz)



Electrostatic Discharge




Radiated Immunity (80MHz-6GHz)



Unless otherwise agreed in writing, this document is issued by the Company subject to its General Conditions of Service printed overleaf, available on request or accessible at <https://www.sgs.com/en/Terms-and-Conditions>. Attention is drawn to the limitation of liability, indemnification and jurisdiction issues defined therein. Any holder of this document is advised that information contained hereon reflects the Company's findings at the time of its intervention only and within the limits of Client's instructions, if any. The Company's sole responsibility is to its Client and this document does not exonerate parties to a transaction from exercising all their rights and obligations under the transaction documents. This document cannot be reproduced except in full, without prior written approval of the Company. Any unauthorized alteration, forgery or falsification of the content or appearance of this document is unlawful and offenders may be prosecuted to the fullest extent of the law. Unless otherwise stated the results shown in this test report refer only to the sample(s) tested and such sample(s) are retained for 30 days only.

Attention: To check the authenticity of testing /inspection report & certificate, please contact us at telephone: (86-755) 8307 1443, or email: CN.Doccheck@sgs.com



Electrical Fast Transients Burst at AC Mains Power Port



Surge at AC Mains Power Port



Voltage Dips and Interruptions



Conducted Immunity at AC Mains Power Port (150kHz-80MHz)




9 EUT Constructional Details (EUT Photos)











-- End of the Report --

